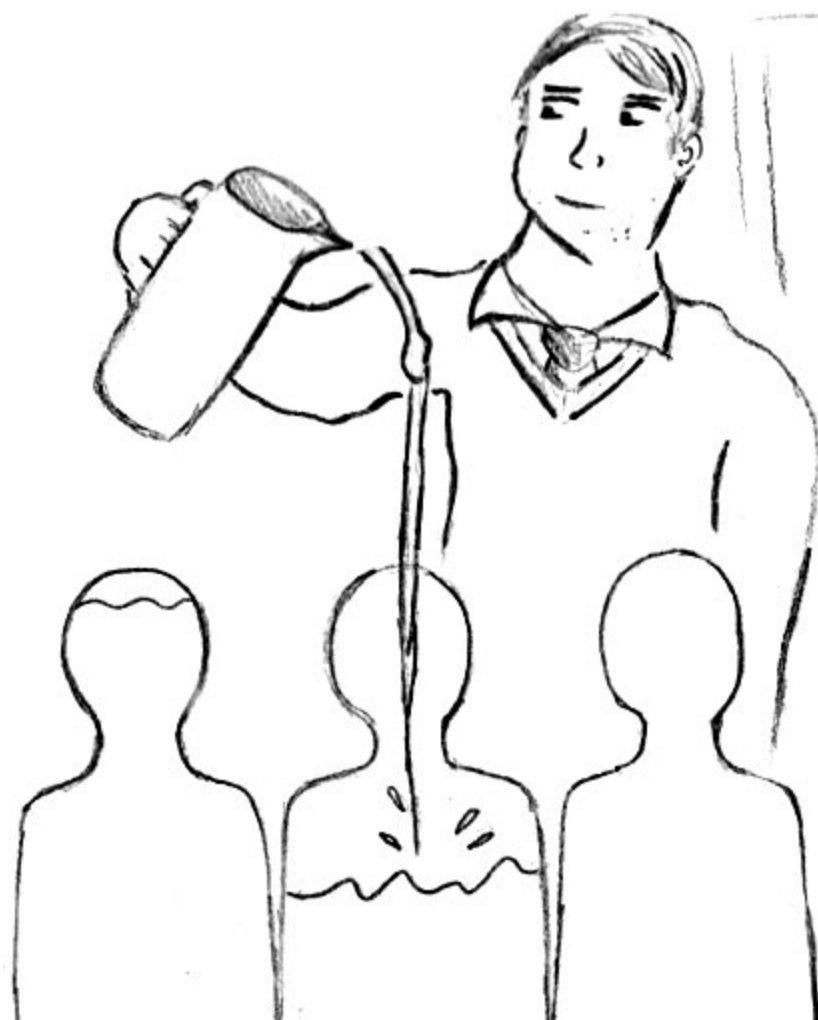


Stop talking and start teaching: Beyond the voice-over deck

Peter P. Constantinou, PhD

*School of Public Policy and Administration,
York University*



Lecture on
Sociology

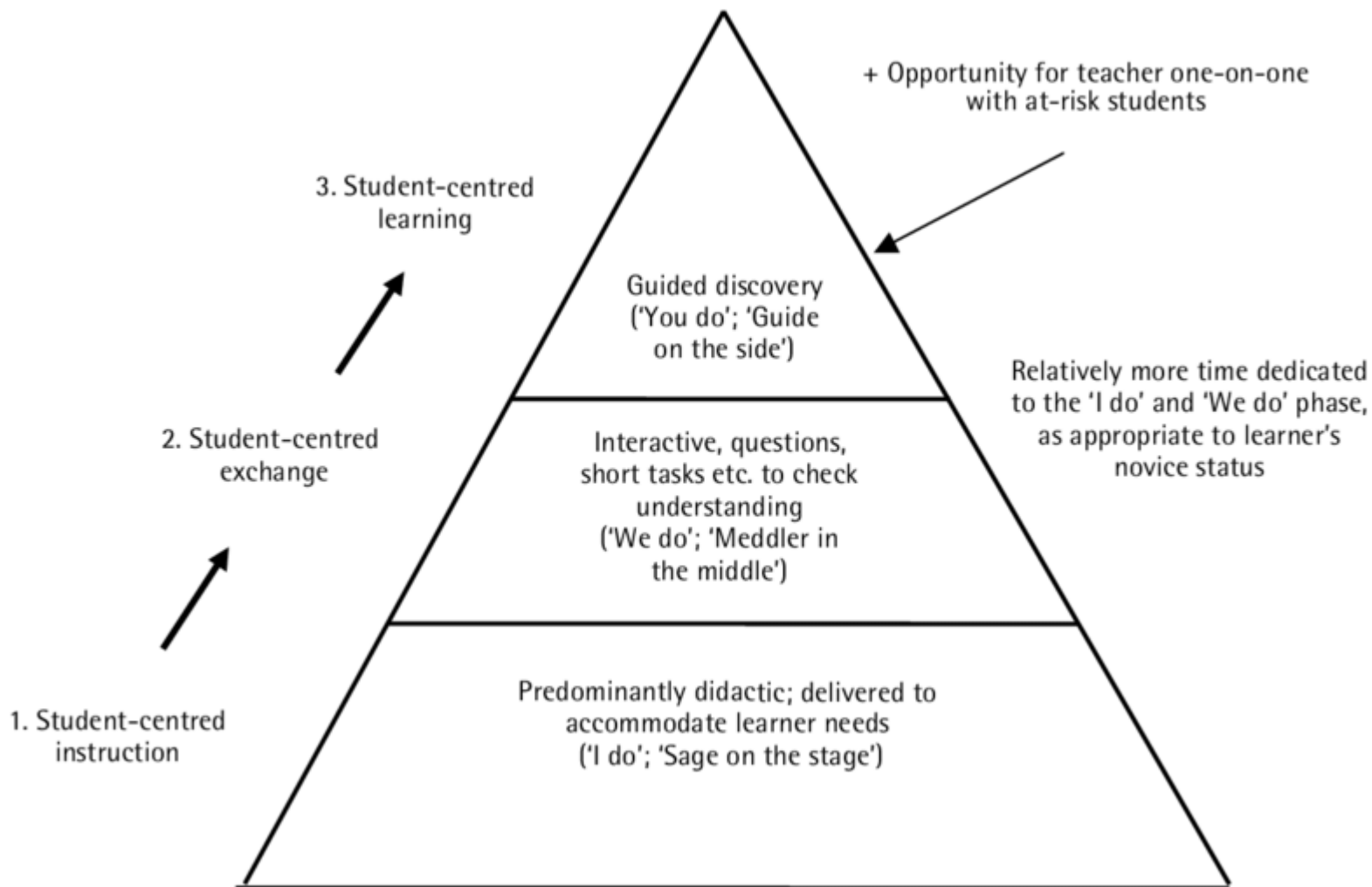
Moving online is an opportunity to rethink what we do and how we do it



Why can't your on-line class be even better than your regular delivery?

What other profession does not
train people to do what they are
hired to do?






SAGE
ON
STAGE




GUIDE
ON THE
SIDE



Let's think differently about
classroom time

Difficult pivot



Early results



- Resisting/refusing
- Struggling with basics
- Trying and discovering new possibilities
- Thriving/engaged



Let us use this to start again

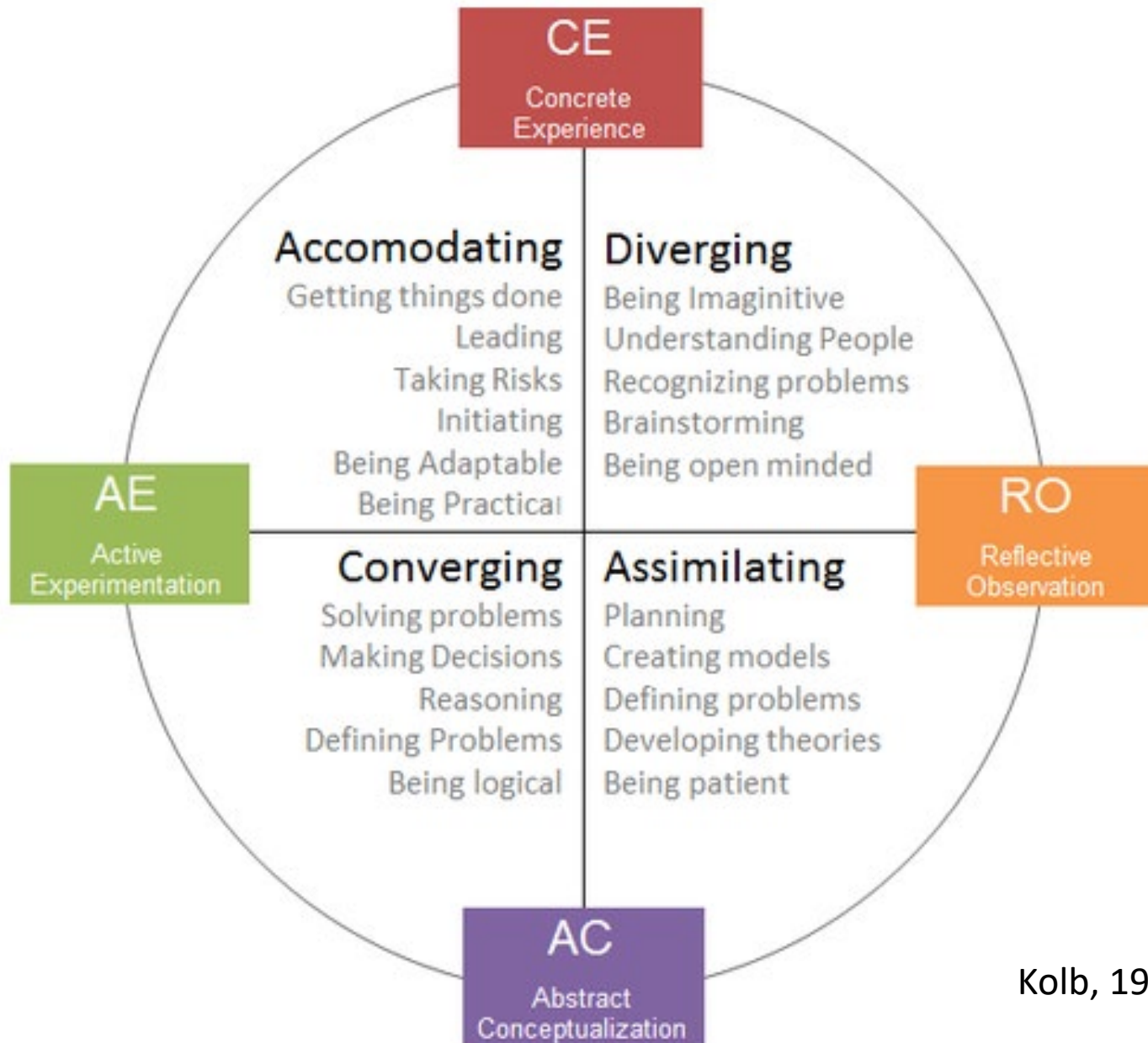


Start with learning
outcomes

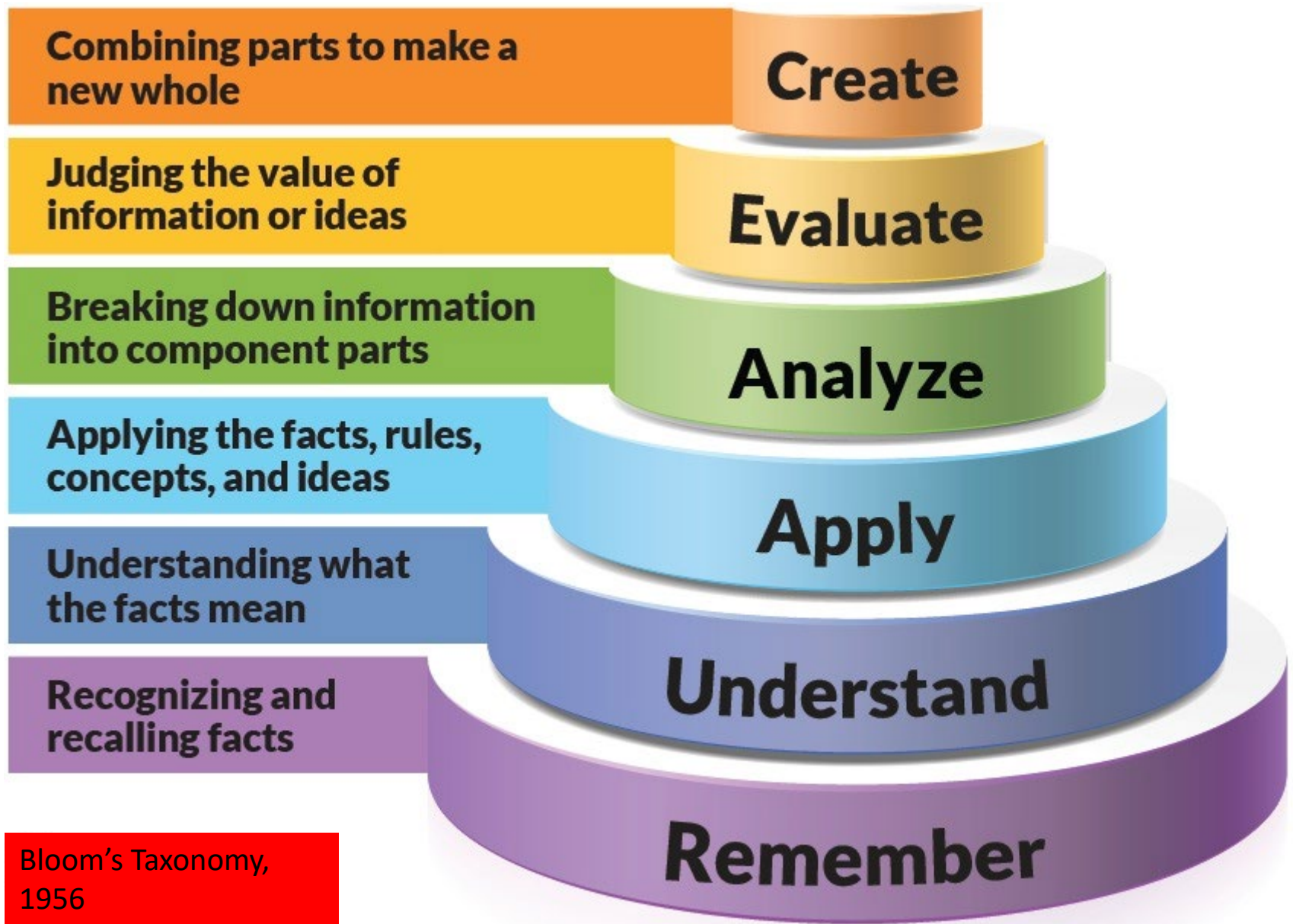


Let's rethink the way we
use time

Andragogy



Kolb, 1974



Learning Styles

VERBAL

Words are your strongpoint!
You prefer to use words both
in speech and in writing!

VISUAL

You prefer to use pictures,
diagrams, images and spatial
understanding to help you
learn

MUSICAL / AUDITORY

You prefer using sounds or
music or even rhythms to
help you learn.

PHYSICAL / KINAESTHETIC

You use your hands, body
and sense of touch to help
you learn. You might 'act
things out'.

WHAT'S YOUR LEARNING STYLE?

LOGICAL / MATHEMATICAL

Learning is easier for you if
you use logic, reasoning,
systems and sequences.

SOCIAL

You like to learn new things
as a part of a group.
Explaining your
understanding to a group
helps you to learn.

SOLITARY

You like to work alone. You
use self-study and prefer your
own company when
learning.

COMBINATION

Your learning style is a
combination of two or more
of these styles.

Class design

- Pre-reading
 - Lecture
 - Question/Answer
 - Conduct assignments at a later date for evaluation
- Pre-reading
 - Pre-recorded video lecture
 - In-class assignment/activity
 - Report back/discussion
 - Better prepared for evaluation

Other approaches

- Pre-reading
- Pre-recorded video lecture
- Reflective exercise – download questions
- Break-out discussion/exercise (specific time) and report back/discussion
- Take home assignment
- Chat room/discussion/on-line conversation
- Coaching/one-on-one discussion

Approaches to time/delivery

- 3 hour lecture
- 75 students
- Pre-class videos online
- 3 one hour on-line seminars
- 25 students each

Lesson Plan Guides

Approach	Activity/Task	Tools
Explain	Video/live synchronous	Zoom
Engage	Q&A/discussion/breakout	In person/Zoom
Explore	Read/Watch/Research/Experience	Google/YouTube
Elaborate	Connect concepts/draw conclusions	Shared Docs/Zoom
Evaluate	Assessment/performance	Web portals (Canvas/Moodle/D2L)

Teacher:					Date:				
Lesson Topic/ Description					Standards				
Learning Target:									
Open, Rotations, Close									
Whole Group Open	Direct/Teacher	Independent/Online	Collaborative	Whole Group Close					
Introduction	Remediate/Accelerate	Practice/Assess/Inquire	Explore/Create/Action	Reflect					

